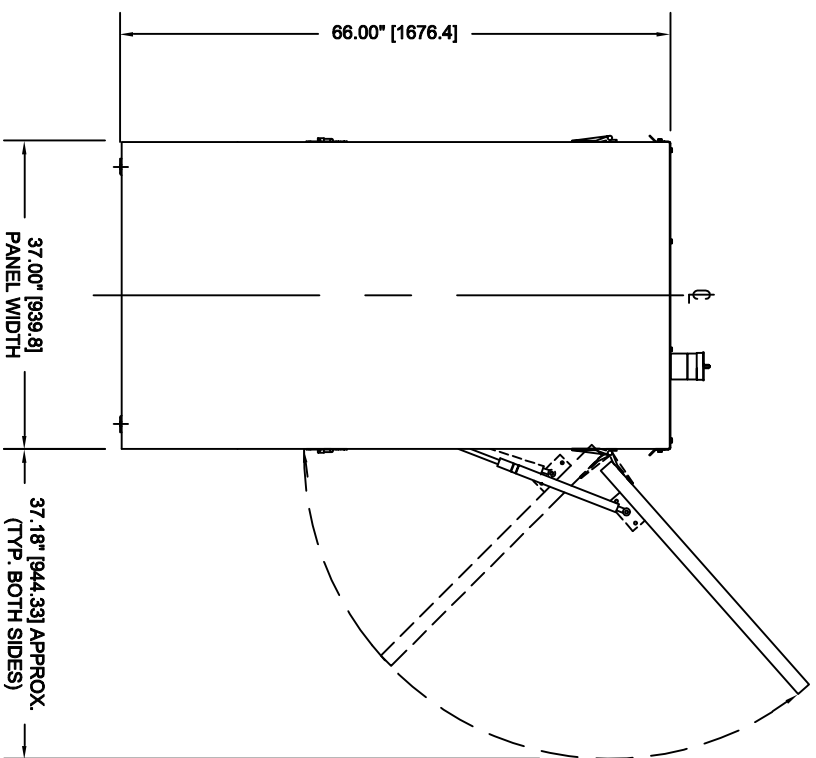
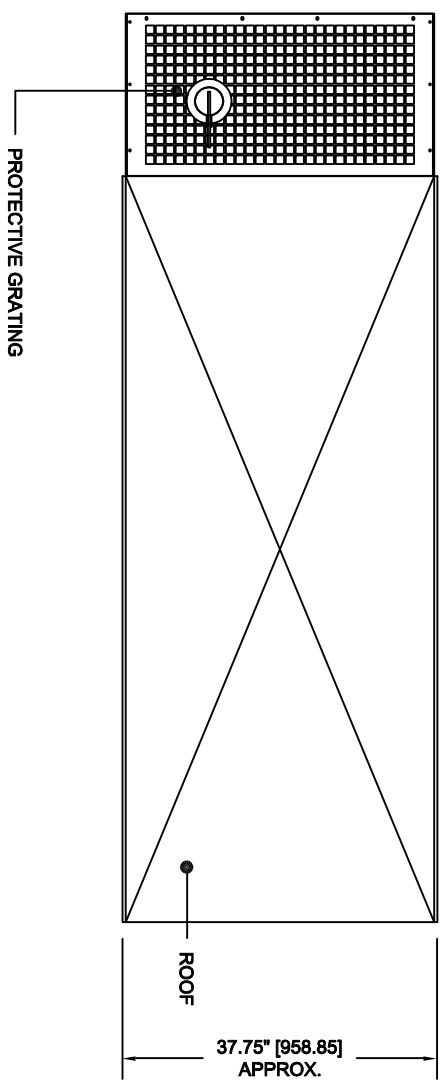
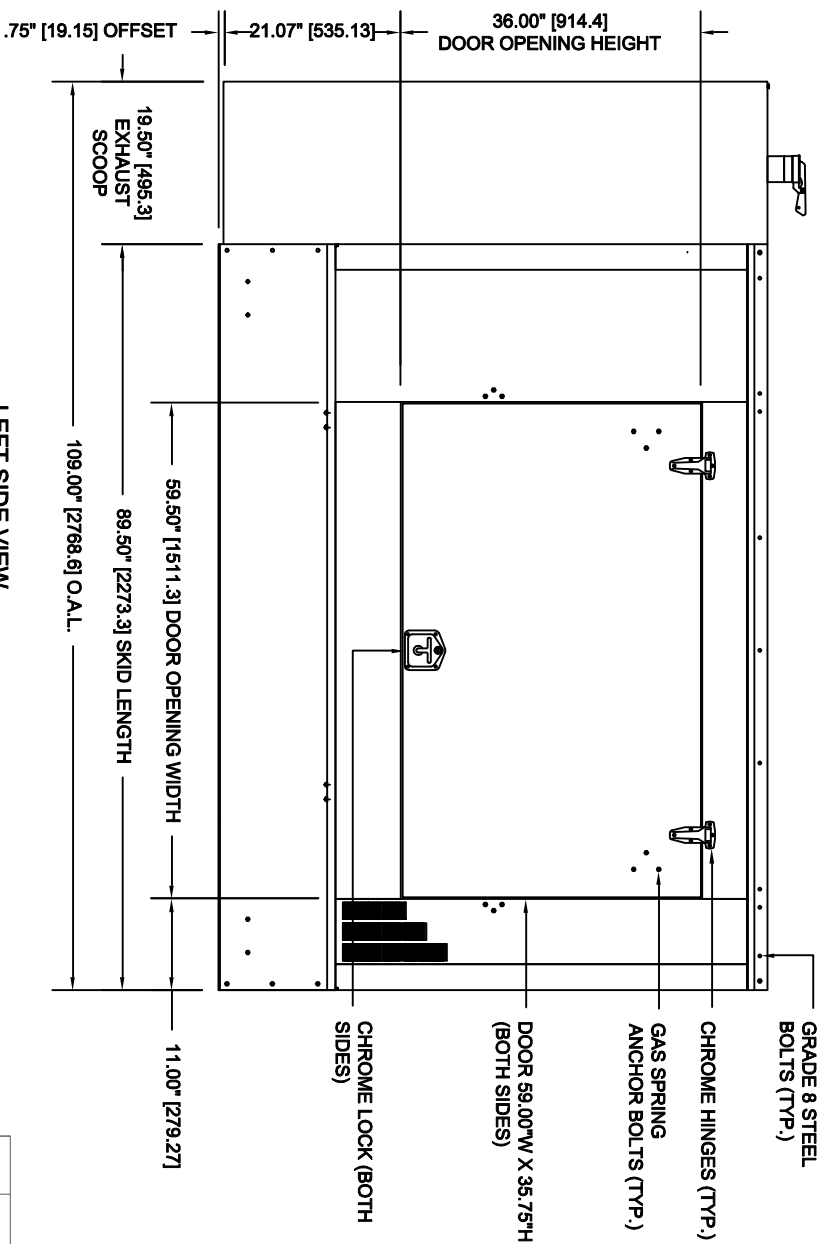


ENCLOSURE / GENERATOR FLOOR MTG. PLAN
ALLOW 38" AT SIDES OF ENCLOSURE FOR DOOR OPENINGS

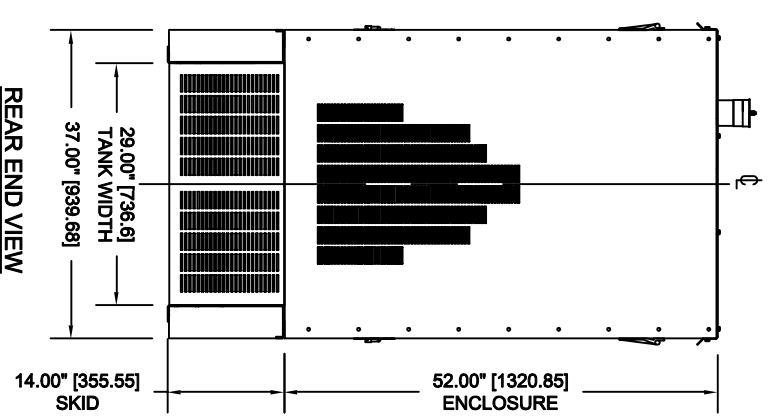
PLAN VIEW



FRONT VIEW



LEFT SIDE VIEW



REAR END VIEW

THE INFORMATION CONTAINED HEREON IS CONFIDENTIAL INFORMATION AND THE SOLE PROPERTY OF ARMSTRONG POWER SYSTEMS, LLC. ANY USE, DUPLICATION, RETENTION, OR TRANSMITTAL TO OTHERS WITHOUT WRITTEN PERMISSION OF ARMSTRONG POWER SYSTEMS, LLC. IS PROHIBITED.
© ARMSTRONG POWER SYSTEMS, LLC.

NOTE
ELEC. - ELECTRICAL
ENCL. - ENCLOSURE
O.A.W. - OVER ALL WIDTH
O.A.L. - OVER ALL LENGTH
DIMENSIONS IN [] ARE METRIC

UNLESS OTHERWISE SPECIFIED:

1. DIMENSIONS ARE IN INCHES
2. TOLERANCES:
FRACTIONS: ± .005
DECIMALS: ± .005
ANGLES: ± .005
HOLE SIZES: ± .005
HOLE CENTERS: ± .005

DO NOT SCALE DRAWING

ARMSTRONG POWER SYSTEMS

ACUM10

ACUM10-274D-EL1

1/2"

REV. DATE

APPROVAL

DRWN: MK

DSGN: MK

CHKD: MK

APPD: MK

CADD FOLDER: ACUM10

DATE

10/25/07

SCALE

NTS

SIZE

B

DRAWING NO.

ACUM10-274D-EL1

M/A

ZONE

DSGN

APPD

DESCRIPTION

ARMSTRONG POWER SYSTEMS

MEMPHIS, TN, USA

TITLE

INSTALLATION DRAWING - SHOWING EXTERIOR

ACUM10 WITH 56 GAL. SINGLE WALL FUEL TANK

SHEET

1 OF 2

REV.

1

2

3

4

5

6

7

8

9

10

11

12