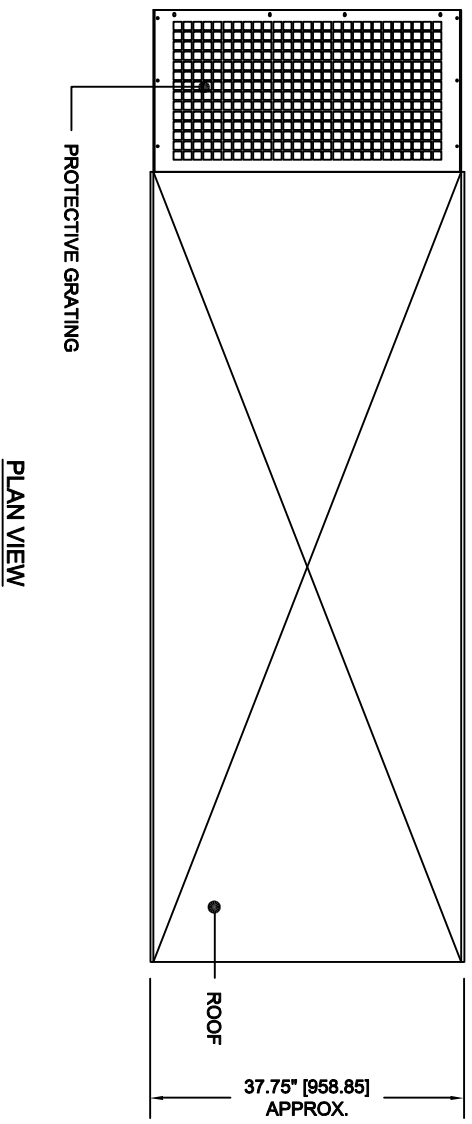
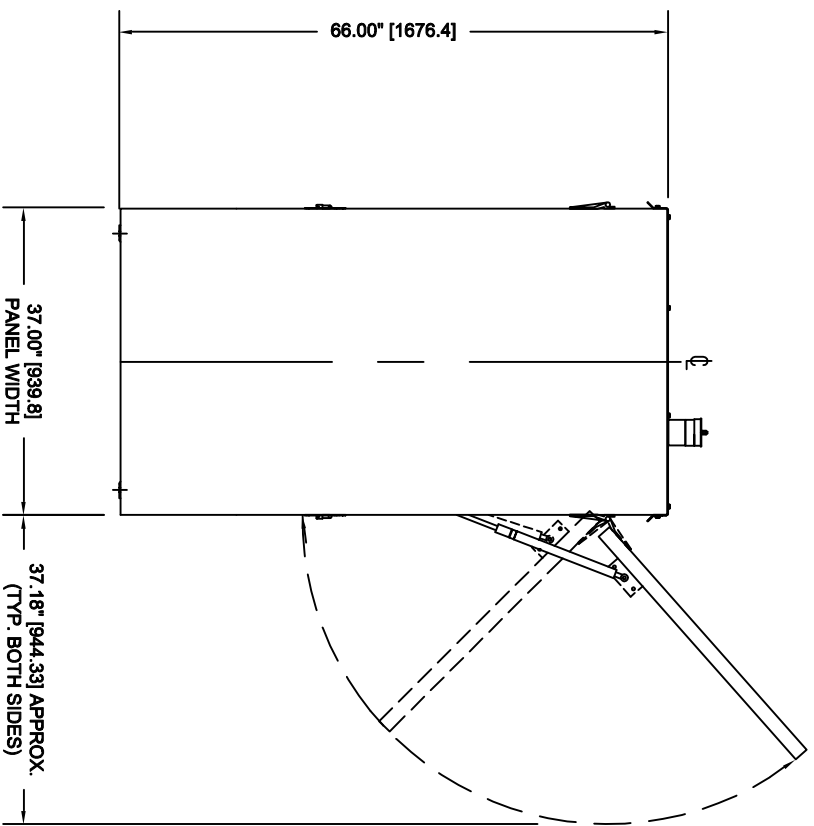


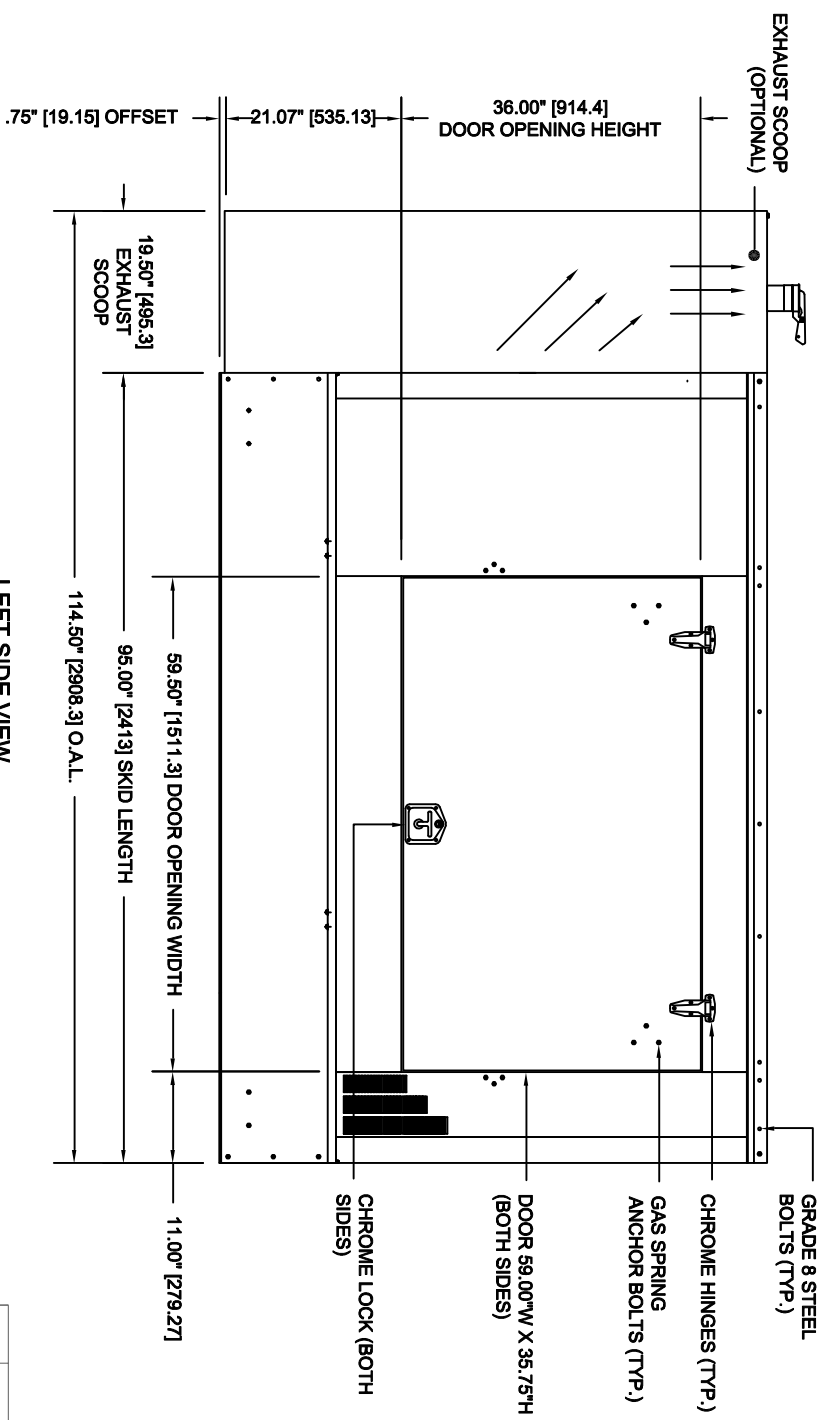
BOTTOM OF FUEL TANK FLOOR MOUNTING PLAN
LOOKING DOWN, ALLOW 38" AT SIDE FOR DOOR OPENING.



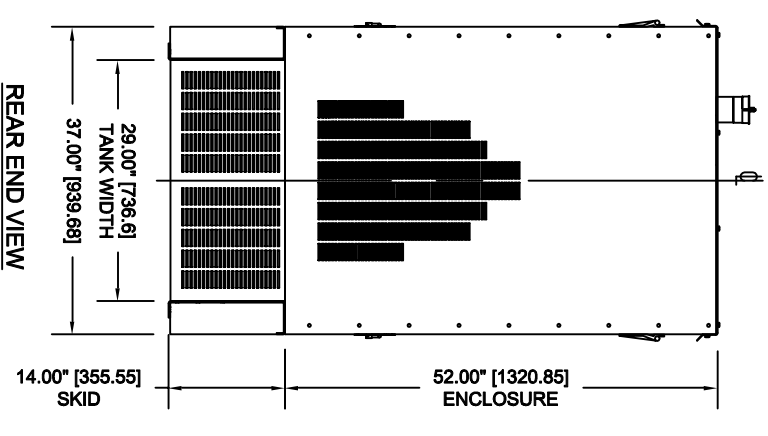
PLAN VIEW



FRONT VIEW



LEFT SIDE VIEW



REAR END VIEW

THE INFORMATION CONTAINED HEREON IS CONFIDENTIAL INFORMATION AND THE SOLE PROPERTY OF ARMSTRONG POWER SYSTEMS, LLC. ANY USE, DUPLICATION, RETENTION, OR TRANSMITTAL TO OTHERS WITHOUT WRITTEN PERMISSION OF ARMSTRONG POWER SYSTEMS, LLC. IS PROHIBITED.
© ARMSTRONG POWER SYSTEMS, LLC.

NOTE
ELEC. - ELECTRICAL
ENCL. - ENCLOSURE
O.A.W. - OVER ALL WIDTH
O.A.L. - OVER ALL LENGTH
DIMENSIONS IN [] ARE METRIC

UNLESS OTHERWISE SPECIFIED:		REV.	DATE	M/A	ZONE	DSGN	APPD
1. DIMENSIONS ARE IN INCHES		APPROVAL	DATE				
2. TOLERANCES:		DRWN	10/24/07				
FRACTIONS	X	DSGN					
DECIMALS	X	CHKD					
ANGLES	X	APPD					
HOLE SIZES	X						
HOLE CENTERS	X						



INSTALLATION DRAWING - SHOWING EXTERIOR ACUM40 WITH 56 GAL. SINGLE WALL FUEL TANK

REV.	DATE	DESCRIPTION	SIZE
1			B

12	11	10	9	8	7	6	5	4	3	2	1
H	G	F	E	D	C	B	A				