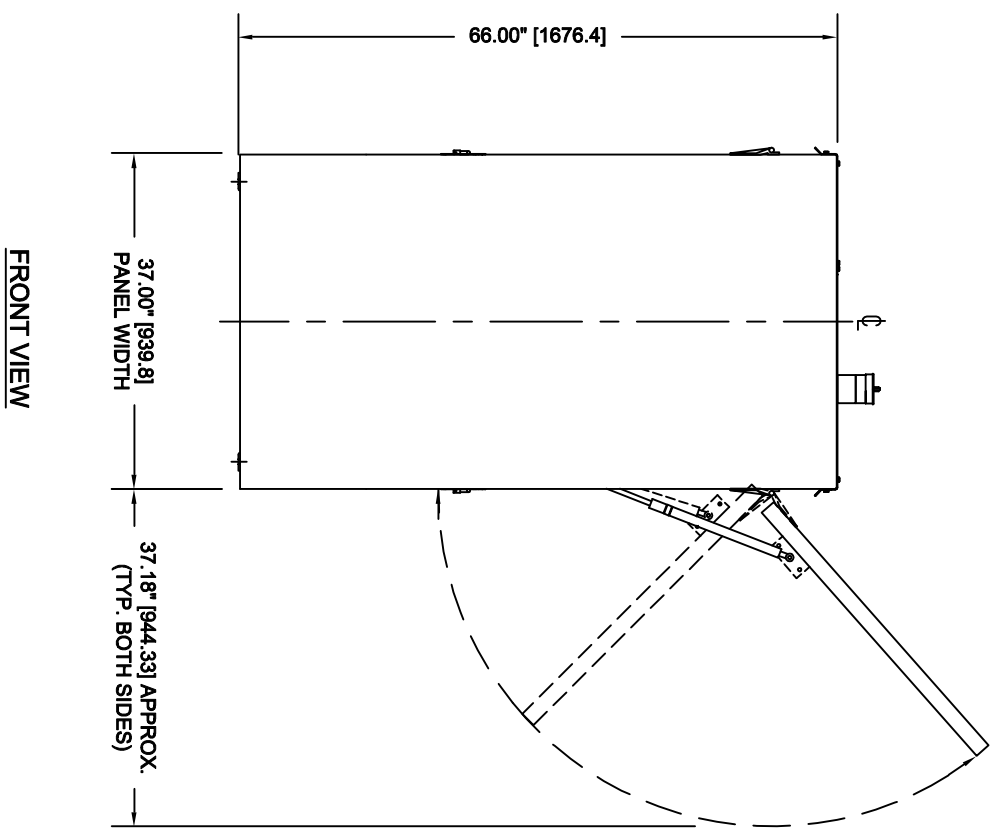
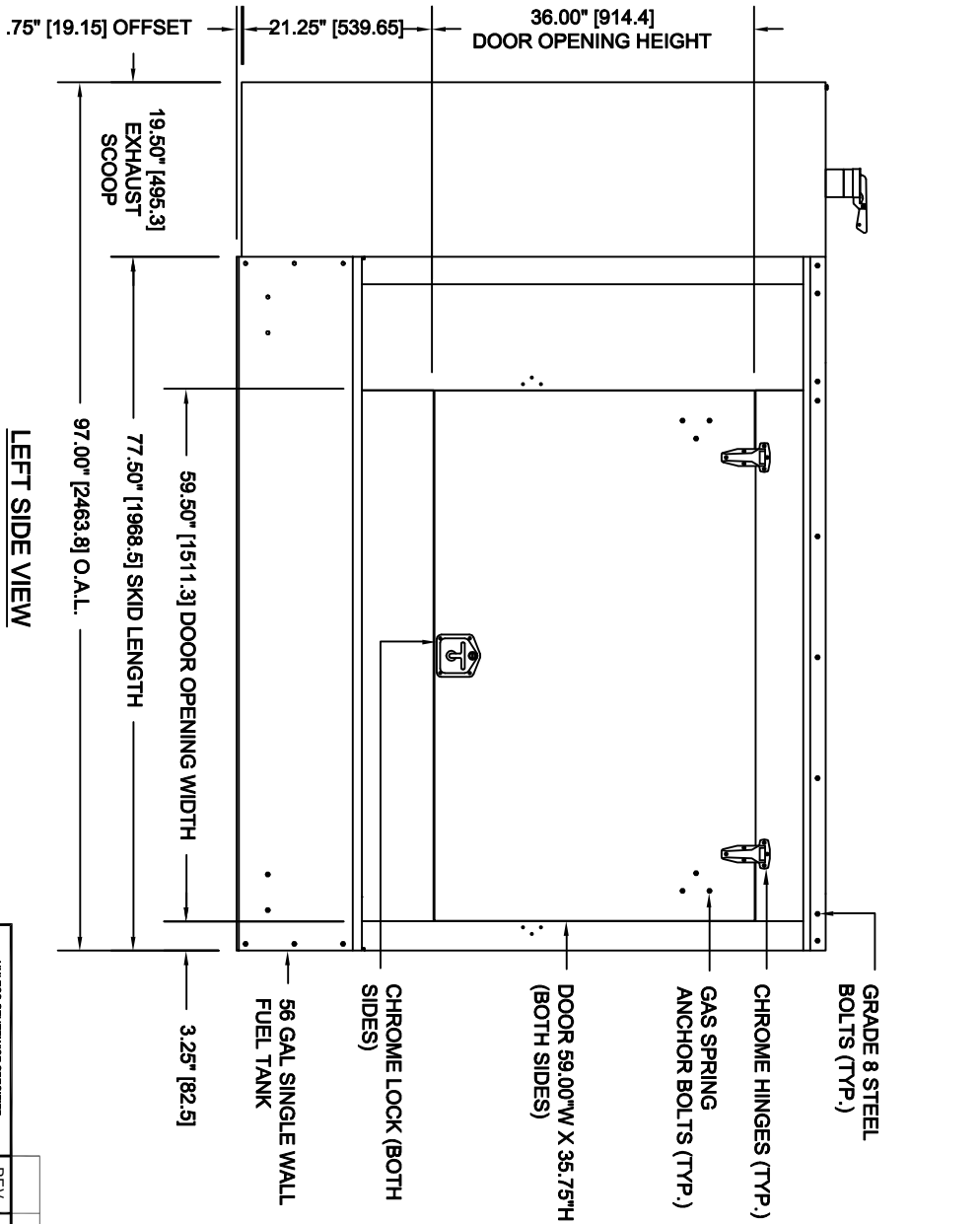


ENCLOSURE / GENERATOR FLOOR MTG. PLAN  
ALLOW 38" AT SIDES OF ENCLOSURE FOR DOOR OPENINGS

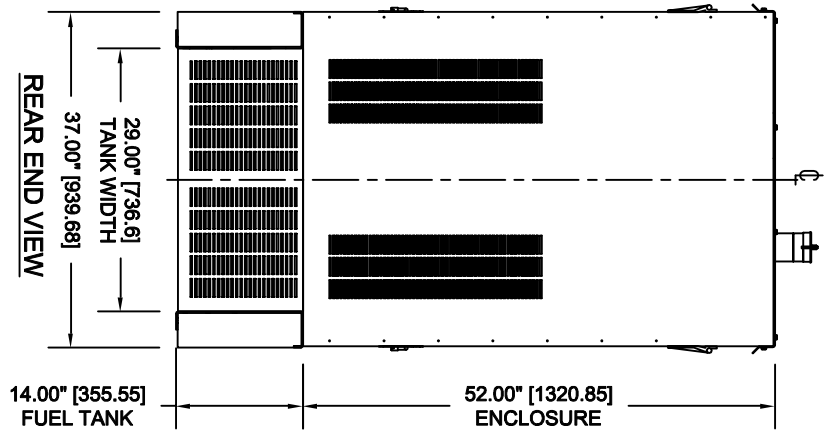
PLAN VIEW



FRONT VIEW



LEFT SIDE VIEW



REAR END VIEW

THE INFORMATION CONTAINED HEREON IS CONFIDENTIAL INFORMATION AND THE SOLE PROPERTY OF ARMSTRONG POWER SYSTEMS, LLC. ANY USE, DUPLICATION, RETENTION, OR TRANSMITTAL TO OTHERS WITHOUT WRITTEN PERMISSION OF ARMSTRONG POWER SYSTEMS, LLC. IS PROHIBITED.  
© ARMSTRONG POWER SYSTEMS, LLC.

NOTE  
ELEC. - ELECTRICAL  
ENCL. - ENCLOSURE  
O.A.W. - OVER ALL WIDTH  
O.A.L. - OVER ALL LENGTH  
DIMENSIONS IN [ ] ARE METRIC

REV.	DATE	DESCRIPTION	ZONE	DSGN	APPD
APPROVAL	DATE				
DRWN: MK	10/25/07				
DSGN:					
CHKD:					
APPD:					

ARMSTRONG  
POWER SYSTEMS  
Miami, FL, USA

TITLE:  
INSTALLATION DRAWING - SHOWING EXTERIOR  
ACUM65-94 WITH 56 GAL SINGLE WALL FUEL TANK

UNLESS OTHERWISE SPECIFIED:	REV.	DATE	DESCRIPTION	ZONE	DSGN	APPD
1. DIMENSIONS ARE IN INCHES						
2. TOLERANCES:						
FRACTIONS: X						
DECIMALS: X						
ANGLES: X						
HOLE SIZES: X						
HOLE CENTERES: X						
DO NOT SCALE DRAWING						
BRNNG: ARS/14.5 M						

SCALE: NTS

SCALE: NTS

SIZE: B

DRAWING NO. ACUM65-94-EL-2

SHEET 1 OF 2

