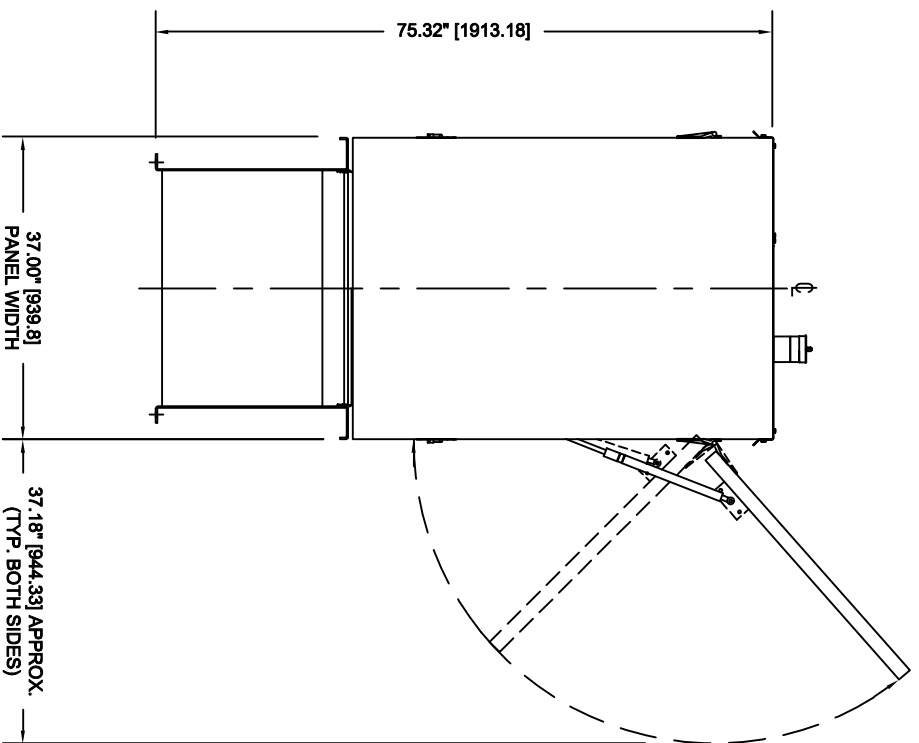
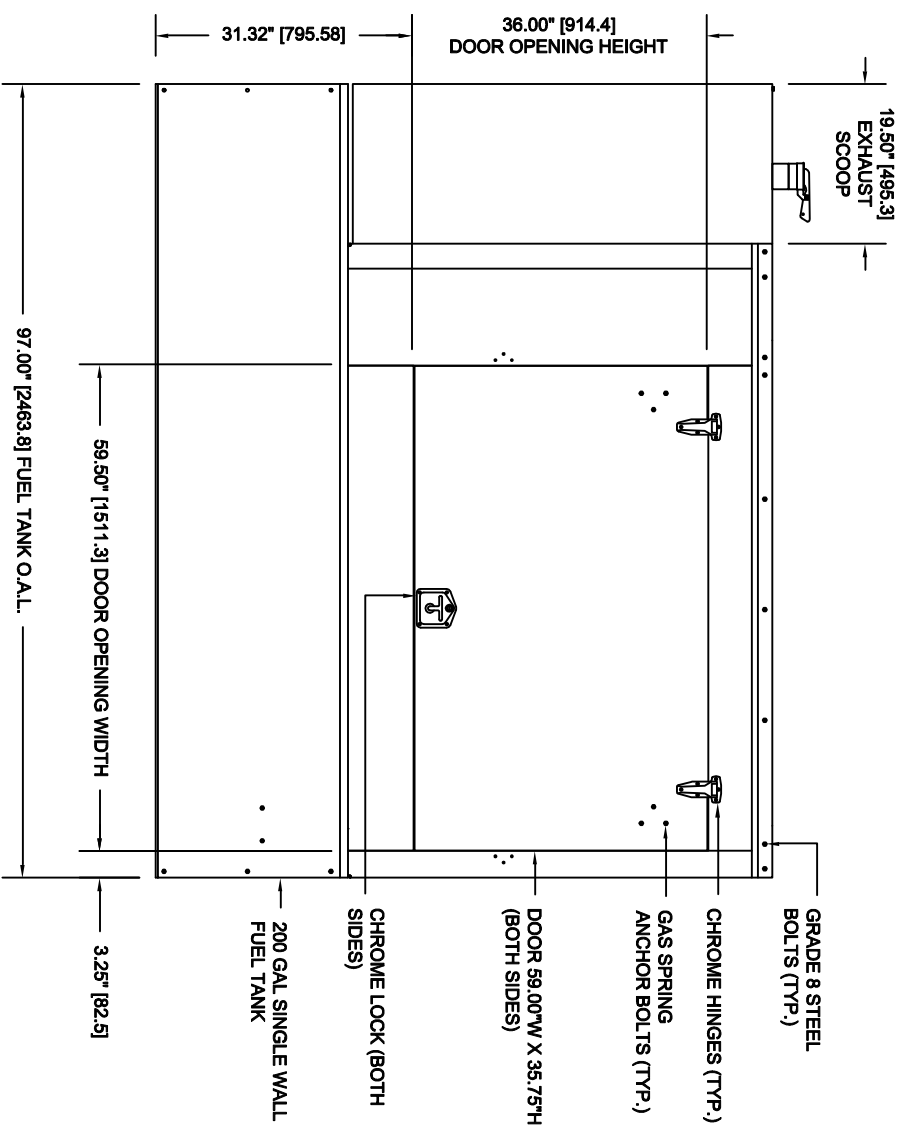


ENCLOSURE / GENERATOR FLOOR MTG. PLAN
ALLOW 3/8" AT SIDES OF ENCLOSURE FOR DOOR OPENINGS

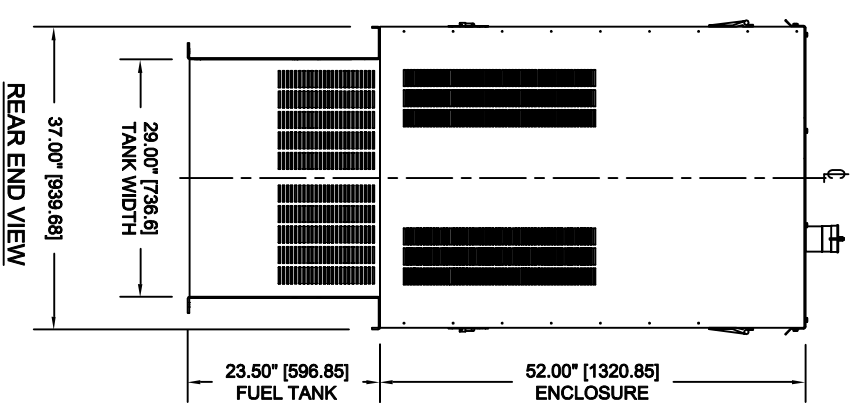
PLAN VIEW



FRONT VIEW



LEFT SIDE VIEW



REAR END VIEW

THE INFORMATION CONTAINED HEREON IS CONFIDENTIAL INFORMATION AND THE SOLE PROPERTY OF ARMSTRONG POWER SYSTEMS, LLC. ANY USE, DUPLICATION, RETENTION, OR TRANSMITTAL TO OTHERS WITHOUT WRITTEN PERMISSION OF ARMSTRONG POWER SYSTEMS, LLC. IS PROHIBITED.
© ARMSTRONG POWER SYSTEMS, LLC.

NOTE
ELEC. - ELECTRICAL
ENCL. - ENCLOSURE
O.A.W. - OVER ALL WIDTH
O.A.L. - OVER ALL LENGHT
DIMENSIONS IN [] ARE METRIC

UNLESS OTHERWISE SPECIFIED:		REV.	DATE	M/A
1. DIMENSIONS ARE IN INCHES				
2. TOLERANCES:				
FRACTIONS	±			
DECIMALS	±			
ANGLES	±			
HOLE SIZES	±			
HOLE CENTERS	±			
DO NOT SCALE DRAWING				
BROWNING/REYNOLDS				
ANSI Y14.5M				
SCALE	NTS			
DESCRIPTION				
DATE				
APPROVAL				
DRWN	MK	DATE	10/28/07	
DSGN				
CHKD				
APPD				
CADD FOLDER	ACUM65-94			
TITLE	INSTALLATION DRAWING - SHOWING EXTERIOR			
	ACUM65-94 WITH 200 GAL SINGLE WALL FUEL TANK			
	Miami, FL, USA			
SIZE	B	DRAWING NO.	ACUM65-94-EU-200	SHEET
		PART NO.		1 OF 2
				REV.